

## STANISLAUS COUNTY SUPERIOR COURT

[www.stanislaus.courts.ca.gov](http://www.stanislaus.courts.ca.gov)

Street Address: 1100 I Street, Modesto, CA 95353

Mailing Address: P.O. Box 1098, Modesto, CA 95354

Self Help Center: 800 11<sup>th</sup> Street, Room 220, Modesto, CA 95353  
(PROVIDING ASSISTANCE TO PARTIES REPRESENTING THEMSELVES)

Revised 1/2024

# REQUEST FOR ELDER OR DEPENDENT ADULT ABUSE RESTRAINING ORDER ALLOWING CONTACT PACKET

All documents must be typed or printed legibly per Rules of Court 2.104, in blue or black ink.

This packet includes the necessary forms to file a Request for Elder or Dependent Adult Abuse restraining order.

Judicial Council forms, local forms and information are available in the Clerk's Office, the Stanislaus County Law Library located at 1101 13<sup>th</sup> Street, Modesto, and on the following Websites:

Stanislaus County Superior Court: [www.stanislaus.courts.ca.gov](http://www.stanislaus.courts.ca.gov)

Judicial Council's Self Help: [www.courts.ca.gov/selfhelp.htm](http://www.courts.ca.gov/selfhelp.htm)

Judicial Council Forms: [www.courts.ca.gov/formsrules.htm](http://www.courts.ca.gov/formsrules.htm)

### REQUIRED FORMS:

- **CLETS-001** - Confidential CLETS Information
- **EA-300** - Request for Elder or Dependent Adult Restraining Order Allowing Contact
- **EA-110** - Temporary Restraining Order
- **EA-109** - Notice of Court Hearing
- **EA-200** - Proof of Personal Service

### NOTES:

**After the restrained party has been served, you MUST file an EA-200 Proof of Personal Service. Neither the protected person nor any other person named in these orders can serve the papers on the restrained party.**

Material distributed by the Superior Court Clerk's Office or Self Help Center **IS INTENDED FOR INFORMATIONAL AND EDUCATIONAL PURPOSES ONLY**. Such material is **NOT LEGAL ADVICE** and is not intended to be legal advice as to your specific case. **IT IS NOT INTENDED TO TAKE THE PLACE OF LEGAL ADVICE FROM AN ATTORNEY.**

You are strongly urged to seek the advice of a licensed attorney before starting or completing your case in order to protect valuable legal rights that you may have, of which you may be unaware of. Please contact an attorney of your choice or contact the **LAWYERS REFERRAL SERVICE** of the **Stanislaus County Bar Association** at: (209) 571-5727 for a referral. The Clerk's Office cannot give you legal advice.

# Yes, I need an Interpreter!

Sí, necesito un Intérprete!

**Name** (Nombre): \_\_\_\_\_

**Case Number** (Número de caso): \_\_\_\_\_

**Language/Dialect Spoken** (Que idioma/dialecto habla):

**Spanish (Español)**      **Dialecto:** \_\_\_\_\_

**Other:** \_\_\_\_\_      **Dialect:** \_\_\_\_\_

## Person requesting an Interpreter is:

Persona que solicita el intérprete es:

**Petitioner** (Solicitante)

**Respondent** (Demandado)

**Protected Person** (Persona Protegida)

**Restrained Person** (Persona Restringida)

**Other** (Otro): \_\_\_\_\_

**Instructions:** If you are asking for a restraining order, you must complete this form and give it to the court clerk, along with the other court forms required in your case. If the judge grants the restraining order, information you give on this form will be entered into a database (called CLETS) to help law enforcement enforce the order. If information changes later, you may complete this form again and turn it in to the court.

**To Court Clerk: Do not file this form. The information on this form must be entered into the protective order registry in CLETS.**

*Court fills in case number when form is received.*

**Case Number:**

**Information that has a star (\*) next to it is required. All other information is helpful.**

Date received by court: \_\_\_\_\_

**1 Person You Want a Restraining Order Against**

\*Name: \_\_\_\_\_  
 Other names used: \_\_\_\_\_  
 Marks, scars, or tattoos: \_\_\_\_\_ SSN: \_\_\_\_\_  
 Telephone: \_\_\_\_\_ Driver's license (number and state): \_\_\_\_\_  
 Vehicle type: \_\_\_\_\_ Model: \_\_\_\_\_ Year: \_\_\_\_\_ Plate number: \_\_\_\_\_  
 Name of employer and address: \_\_\_\_\_

Does the person speak English?  Yes  I don't know  No (list language): \_\_\_\_\_

Does the person have any firearms (guns), firearm parts, or ammunition?

No  I don't know

Yes (Give any information you have below, like the type, amount, or location of the firearm, if known.)

**2 \*Your Name:** \_\_\_\_\_

(Skip 3 and 4 if you are asking for a gun violence restraining order (form GV-100).)

**3 Your information**

\*Age: \_\_\_\_\_ Date of Birth (month, day, year): \_\_\_\_\_ \*Gender:  M  F  X (nonbinary)

Race: \_\_\_\_\_ Telephone: \_\_\_\_\_

Do you speak English?  Yes  No (list language): \_\_\_\_\_

**4 Other People You Want Protected**

\*Name: \_\_\_\_\_ \*Gender: \_\_\_\_\_ Race: \_\_\_\_\_ Date of Birth: \_\_\_\_\_

\*Name: \_\_\_\_\_ \*Gender: \_\_\_\_\_ Race: \_\_\_\_\_ Date of Birth: \_\_\_\_\_

\*Name: \_\_\_\_\_ \*Gender: \_\_\_\_\_ Race: \_\_\_\_\_ Date of Birth: \_\_\_\_\_

\*Name: \_\_\_\_\_ \*Gender: \_\_\_\_\_ Race: \_\_\_\_\_ Date of Birth: \_\_\_\_\_

Check here if you have more people to list. Write them on a separate piece of paper and write "Item 3" at the top and attach it to this form.

**This is not a Court Order—Do not place in court file.**

These instructions cannot cover all of the questions that may arise in a particular case. If you do not know what to do to protect your rights, you should see a lawyer.

### What is a restraining order?

It is a court order that helps protect people from being abused.

### Can I get a restraining order?

If you are a person 65 years or older or a dependent adult, you can ask for a restraining order if you have been or are being:

- Physically abused
- Financially abused
- Mentally or emotionally abused
- Neglected
- Abandoned or abducted
- Isolated, *or*
- Deprived by a caregiver of goods or services you needed to avoid harm or suffering

### How will the order help me?

The court can order a person to:

- Not physically abuse, harass, hit, or threaten you
- Not contact or go near you, *and*
- Not have any firearms (guns), firearm parts, or ammunition. This includes firearm receivers and frames, and any item that may be used as or easily turned into a receiver or frame (see Penal Code section 16531).

For more information about the items a restrained person cannot have, please see <https://selfhelp.courts.ca.gov/restraining-orders/prohibited-items>.

You can also ask for protection for people who live with you and family members.

### Who can apply for an elder or dependent adult abuse restraining order?

In addition to the elder or dependent adult, the following persons may apply for a restraining order on behalf of the elder or dependent adult:

- A conservator or trustee of the elder or dependent adult
- An attorney-in-fact of an elder or dependent adult who acts within the authority of the power of attorney
- A person appointed as a guardian ad litem for the elder or dependent adult
- Any other person legally authorized to seek such relief.

### How much does it cost?

There is no fee for filing a request for a restraining order.

You do not need to pay a fee for service of the order. A sheriff or marshal will serve the order for free. Or you may arrange for service by a registered process server or a private party and pay any fee that is charged.

The court can make the person who loses the case pay all the court fees and the lawyer's fees for the other party.

### What forms do I need to get the order?

You must fill out all of form EA-100, *Request for Elder or Dependent Adult Abuse Restraining Orders*, and form CLETS-001, *Confidential CLETS Information*. If you need attachments, you may use form MC-025, *Attachment*. You must also fill out items 1 and 2 on form EA-109, *Notice of Court Hearing*, and items 1, 2, and 3 on form EA-110, *Temporary Restraining Order*.

### Where can I get these forms?

You can get the forms from legal publishers or from the California Courts website at [www.courts.ca.gov/forms](http://www.courts.ca.gov/forms). You also may be able to find them at your local courthouse or county law library

### What do I need to do to get the order?

You must go to the superior court in the county where the abuse took place or the person to be restrained lives. At the court, ask where you should file your request for a restraining order. (A self-help center or legal aid association may be able to assist you in filing your request.) At the court, give your forms to the clerk of the court. The clerk will give you a hearing date on the *Notice of Court Hearing* form, and if your request for immediate orders is granted, a copy of the *Temporary Restraining Order* signed by a judicial officer.

### How soon can I get the order?

If you ask for a temporary restraining order, the court will decide within 24 hours whether or not to make the order. Sometimes the court decides sooner. Ask whether you should wait or come back later to get the signed *Notice of Court Hearing* and *Temporary Restraining Order*.

**How long does the order last?**

If the court makes a temporary order, it will last until your hearing date. At that time, the court will decide to continue or cancel the order. The order could last for up to five years.

**How will the person to be restrained know about the order?**

Someone age 18 or older—**not you** or anyone else to be protected by the order—must “serve” (give) the person to be restrained a copy of the order. The server must then fill out form EA-200, *Proof of Personal Service*, and give it to you to file with the court. For help with service, ask the court clerk for form EA-200-INFO, *What Is “Proof of Personal Service?”*.

**What if the restrained person does not obey the order?**

Call the police. The restrained person can be arrested and charged with a crime.

**Do I have to go to court?**

Yes. Go to court on the date the clerk gives you.

**Do I need to bring a witness to the court hearing?**

Witnesses are not required, but it helps to have more proof of the abuse than just your word. You can bring:

- Witnesses
  - Written statements from witnesses made under oath
  - Photos
  - Medical or police reports
  - Damaged property
  - Threatening letters, e-mails, or telephone messages
- The court may or may not let witnesses speak at the hearing. So, if possible, you should bring their written statements under oath to the hearing. (You can use Form MC-030 for this.)

**Do I need a lawyer?**

Having a lawyer is always a good idea, but it is not required and you are not entitled to a free court-appointed attorney. Ask the court clerk about free and low-cost legal services and self-help centers in your county.

**Will I see the restrained person at the court hearing?**

If the person comes to the hearing, yes. But that person does not have the right to speak to you. If you are afraid, tell the court officer.

**Can I bring someone with me to court?**

Yes. You can bring someone to sit with you during the hearing. But that person cannot speak for you in court. Only you or your lawyer (if you have one) can speak for you.

**What if I don't speak English?**

When you file your papers, ask the clerk if a court interpreter is available. You can also use form INT-300, *Request for Interpreter (Civil)* or a local court form or website to request an interpreter. For more information about court interpreters, go to <https://selfhelp.courts.ca.gov/request-interpreter>.

**EA-109 Notice of Court Hearing**

Clerk stamps date here when form is filed.

**1 Elder or Dependent Adult in Need of Protection**

a. Full Name: \_\_\_\_\_  
 Person requesting protection for the elder or dependent adult, if different (person named in item 3 of Form EA-100).  
 Full Name: \_\_\_\_\_  
 Lawyer for person named above (if any for this case):  
 Name: \_\_\_\_\_ State Bar No.: \_\_\_\_\_

b. Firm Name: \_\_\_\_\_  
 Address for person named above (if you have a lawyer, give your lawyer's information. If you do not have a lawyer, give information for the person requesting the order. If you want to keep your home address private, you may give a different mailing address instead. You do not have to give telephone, fax, or e-mail.):  
 Address: \_\_\_\_\_  
 City: \_\_\_\_\_ State: \_\_\_\_\_ Zip: \_\_\_\_\_  
 Telephone: \_\_\_\_\_ Fax: \_\_\_\_\_  
 E-Mail Address: \_\_\_\_\_

Fill in court name and street address:  
**Superior Court of California, County of** \_\_\_\_\_

Court fills in case number when form is filed.  
**Case Number:** \_\_\_\_\_

**2 Person You Want Protection From**  
 Full Name: \_\_\_\_\_  
*The court will complete the rest of this form.*

**3 Notice of Hearing**  
 A court hearing is scheduled on the request for restraining orders against the person in 2:

Name and address of court if different from above:

**Hearing Date** → Date: \_\_\_\_\_ Time: \_\_\_\_\_  
 Dept.: \_\_\_\_\_ Room: \_\_\_\_\_

**4 Temporary Restraining Orders** (Any orders granted are on Form EA-110, served with this notice.)

a. Temporary Restraining Orders for personal conduct and stay-away orders as requested in Form EA-100, *Request for Elder or Dependent Adult Abuse Restraining Orders* are (check only one box below):

(1)  All GRANTED until the court hearing.  
 (2)  All DENIED until the court hearing. (Specify reasons for denial in b, below.)  
 (3)  Partly GRANTED and partly DENIED until the court hearing. (Specify reasons for denial in b, below.)



**What if the restrained person's abuse caused me to owe money or debts?**

If the restrained person's financial abuse caused you to have certain debts or bills (such as using your name to open a credit card and make purchases that you didn't agree to), you can ask the judge to make a special decision or finding that the restrained person caused you to have the debts or bills. This special finding may be helpful if you are sued for the debts or bills.

**Information about the process is also available online.**

See <https://selfhelp.courts.ca.gov/EA-restraining-order>.

**For help in your area, contact:**

*[Local information may be inserted.]*

**Can I agree with the restrained person to cancel the order?**

No. Once the order is issued, only the judge can change or cancel it. You or the restrained person would have to file a request with the court to cancel the order.

**What if I have a disability?**

If you have a disability and need an accommodation while you are at court, you can use form MC-410, *Disability Accommodation Request*, to make your request. You can also ask the ADA Coordinator in your court for help. For more information, see form MC-410-INFO, *How to Request a Disability Accommodation for Court*.

**Request for Elder or Dependent Adult Abuse Restraining Orders**

Clerk stamps date here when form is filed.

Read *Can a Restraining Order to Prevent Elder or Dependent Adult Abuse Help Me?* (form EA-100-INFO) before completing this form. Also fill out *Confidential CLETS Information* (form CLETS-001) with as much information as you know.

Fill in court name and street address:

**Superior Court of California, County of**  
**STANISLAUS**  
 1100 I STREET  
 P.O. BOX 1098  
 MODESTO, CA 95353

Court fills in case number when form is filed.

**Case Number:****1 Elder or Dependent Adult in Need of Protection**

Full Name: \_\_\_\_\_

Gender:  M  F  Nonbinary Age: \_\_\_\_\_**2 Person From Whom Protection Is Sought**

Full Name: \_\_\_\_\_

Address (if known): \_\_\_\_\_

City: \_\_\_\_\_ State: \_\_\_\_\_ Zip: \_\_\_\_\_

**3 Person Requesting Order**

Who is asking the court for protection? (Check a, b, or c):

a.  The elder or dependent adult named in **1**.b.  Name: \_\_\_\_\_conservator of the  person  estate  person and estate  
of the person named in **1**, appointed by (name of court): \_\_\_\_\_

Case No.: \_\_\_\_\_

c.  Other (name) \_\_\_\_\_

(Show this person's legal authority to make this request on an attached sheet of paper. Write "Attachment 3c—Information About Person Requesting Protective Order" for a title. You may use form MC-025, Attachment.)

**4 Contact Information**

Contact information for the person asking the court for protection

a. Your Lawyer (if you have one for this case)

Name: \_\_\_\_\_ State Bar No.: \_\_\_\_\_

Firm Name: \_\_\_\_\_

b. Your Address (If you have a lawyer, give your lawyer's information. If you do not have a lawyer and want to keep your home address private, you may give a different mailing address instead. The person in **1** does not have to give telephone, fax, or email.)

Address: \_\_\_\_\_

City: \_\_\_\_\_ State: \_\_\_\_\_ Zip: \_\_\_\_\_

Telephone: \_\_\_\_\_ Fax: \_\_\_\_\_

Email Address: \_\_\_\_\_

**This is not a Court Order.**

5 Description of Protected Person

The person named in 1 (check a or b):

- a. Is age 65 or older and a resident of California.
b. Is a resident of California and an adult under age 65. This person has physical or mental limitations that restrict his or her ability to carry out normal activities or to protect his or her rights.

6 Additional Protected Persons

a. Are you asking for protection for any other family or household members or for the conservator of the elder or dependent adult listed in 1? Yes No (If yes, list them):

Table with 5 columns: Full Name, Gender, Age, Relation to person in 1?, Lives with person in 1?. Includes checkboxes for Yes/No.

Check here if there are more persons. Attach a sheet of paper and write "Attachment 6a—Additional Protected Persons" for a title. You may use form MC-025, Attachment.

b. Why do these people need protection? (Explain below):

Check here if there is not enough space for your answer. Put your complete answer on the attached sheet of paper or form MC-025 and write "Attachment 6b—Why Others Need Protection" for a title.

Horizontal lines for providing an answer to question 6b.

7 Relationship of Parties

How does the person in 1 know the person in 2? (Explain below):

Check here if there is not enough space for your answer. Put your complete answer on the attached sheet of paper or form MC-025 and write "Attachment 7—Relationship of Parties" for a title.

Horizontal lines for providing an answer to question 7.

This is not a Court Order.



Case Number: \_\_\_\_\_

**8 Description of Abuse**

- a. Abuse means either:
- (1) Physical abuse, neglect, financial abuse, abandonment, isolation, abduction, or other treatment with resulting physical harm or pain or mental suffering; or
  - (2) The withholding by a caretaker of goods or services that are necessary to avoid physical harm or mental suffering.
- b. Tell the court about the last time the person in (2) abused the person in (1) .
- (1) When did it happen? (*Provide date or estimated date*): \_\_\_\_\_
  - (2) Who else was there?  
\_\_\_\_\_  
\_\_\_\_\_
  - (3) Describe what happened below.  
 Check here if there is not enough space for your answer. Put your complete answer on the attached sheet of paper or form MC-025 and write "Attachment 8b(3)—Describe Abuse" for a title.  
\_\_\_\_\_  
\_\_\_\_\_  
\_\_\_\_\_
  - (4) Was the abuse **solely financial abuse** unaccompanied by force, threat, harassment, intimidation, or any other form of abuse?  
 Yes, only financial abuse.  No, the abuse included other forms of abuse described above.
  - (5) Did the person in (2) use or threaten to use a gun or any other weapon?  
 Yes  No (*If yes, explain below*):  
 Check here if there is not enough space for your answer. Put your complete answer on the attached sheet of paper or form MC-025 and write "Attachment 8b(5)—Use of Weapons" for a title.  
\_\_\_\_\_  
\_\_\_\_\_  
\_\_\_\_\_
  - (6) Was the person in (1) harmed or injured as a result of the acts of abuse described above?  
 Yes  No (*If yes, explain below*):  
 Check here if there is not enough space for your answer. Put your complete answer on the attached sheet of paper or form MC-025 and write "Attachment 8b(6)—Harm or Injury" for a title.  
\_\_\_\_\_  
\_\_\_\_\_  
\_\_\_\_\_
  - (7) Did the police come?  Yes  No  
If yes, did they give the person in (1) or the person in (2) an Emergency Protective Order?  Yes  No  
If yes, the order protects (*check all that apply*):  
 the person in (1)  the person in (2)  the persons in (6).  
(Attach a copy of the order if you have one.)

**This is not a Court Order.**

8 c. Is the person in (2) a care custodian who deprived the person in (1) of (kept from the person, did not allow the person to have or receive, or did not provide the person with) goods or services that the person needed to avoid physical harm or mental suffering?  Yes  No

(If yes, describe below what the person was deprived of and how that affected the person):

Check here if there is not enough space for your answer. Put your complete answer on the attached sheet of paper or form MC-025 and write "Attachment 8c—Deprivation by Care Custodian" for a title.

---

---

d. Has the person in (2) abused the person in (1) at other times?

Yes  No (If yes, describe prior incidents and provide dates below):

Check here if there is not enough space for your answer. Put your complete answer on the attached sheet of paper or form MC-025 and write "Attachment 8d—Previous Abuse" for a title.

---

---

---

---

9 Venue

Why are you filing in this county? (Check all that apply):

- a.  The person in (2) lives in this county.
- b.  The person in (1) was abused by the person in (2) in this county.
- c.  Other (specify): \_\_\_\_\_

10 Other Court Cases

a. Has the person in (1) or any of the persons named in (6) been involved in another court case with the person in (2)?  No  Yes (If yes, specify the kind of each case and indicate where and when each was filed):

	Kind of Case	Filed in (County/State)	Year Filed	Case Number (if known)
(1)	<input type="checkbox"/> Elder or Dependent Adult Abuse	_____	_____	_____
(2)	<input type="checkbox"/> Civil Harassment	_____	_____	_____
(3)	<input type="checkbox"/> Domestic Violence	_____	_____	_____
(4)	<input type="checkbox"/> Divorce, Nullity, Legal Separation	_____	_____	_____
(5)	<input type="checkbox"/> Paternity, Parentage, Child Custody	_____	_____	_____
(6)	<input type="checkbox"/> Eviction	_____	_____	_____
(7)	<input type="checkbox"/> Guardianship	_____	_____	_____
(8)	<input type="checkbox"/> Workplace Violence	_____	_____	_____
(9)	<input type="checkbox"/> Small Claims	_____	_____	_____
(10)	<input type="checkbox"/> Criminal	_____	_____	_____
(11)	<input type="checkbox"/> Other (specify): _____	_____	_____	_____

b. Are there now any protective or restraining orders in effect relating to the person in (1) or any of the persons named in (6) and the person in (2)?  No  Yes (If yes, attach a copy if you have one.)

**This is not a Court Order.**



Check the orders you want.

11  Personal Conduct Orders

I ask the court to order the person in 2 not to do any of the following things to the person in 1 or to any person to be protected listed in 6:

- a. Physically abuse, financially abuse, intimidate, molest, attack, strike, stalk, threaten, assault (sexually or otherwise), hit, harass, destroy the personal property of, or disturb the peace of the person.
b. Contact the person, either directly or indirectly, in any way, including, but not limited to, in person, by telephone, in writing, by public or private mail, by interoffice mail, by e-mail, by text message, by fax, or by other electronic means.
c. Other (specify): Check here if there is not enough space for your answer. Put your complete answer on the attached sheet of paper or form MC-025 and write "Attachment 11c—Other Personal Conduct Orders" for a title.

Three horizontal lines for providing a title for Attachment 11c.

The person in 2 will be ordered not to take any action to get the addresses or locations of any protected person unless the court finds good cause not to make the order.

12  Stay-Away Orders

a. I ask the court to order the person in 2 to stay at least \_\_\_\_\_ yards away from (check all that apply):

- (1) The elder or dependent adult in 1.
(2) The persons in 6.
(3) The home of the elder or dependent adult.
(4) The job or workplace of the elder or dependent adult.
(5) The vehicle of the elder or dependent adult.
(6) Other (specify):

Two horizontal lines for specifying other stay-away locations.

b. If the court orders the person in 2 to stay away from all the places listed above, will he or she still be able to get to his or her home, school, or job? Yes No (If no, explain below):

Check here if there is not enough space for your answer. Put your complete answer on the attached sheet of paper or form MC-025 and write "Attachment 12b—Stay-Away Orders" for a title.

Four horizontal lines for explaining the answer to question b.

This is not a Court Order.

**13**  **Move-Out Order**

I ask the court to order the person in (2) to move out from and not return to the residence at (*address*):

The person in (1) will suffer physical or emotional harm if the person in (2) does not leave the residence. The person in (2) is not named in the title or lease of the residence, either alone or with others beside the person in (1).

I ask for this move-out order right away to last until the hearing, because:

- a. The person in (2) assaulted or threatened the person in (1); and
- b. The person in (1) has the right to live at the above residence. (*Explain below*):

*Check here if there is not enough space for your answer. Put your complete answer on the attached sheet of paper or form MC-025 and write "Attachment 13b—My Right to Residence" for a title.*

\_\_\_\_\_  
\_\_\_\_\_  
\_\_\_\_\_

**14**  **Order for Counseling or Anger Management Courses**

**i** This item is only available in instances of alleged physical abuse or deprivation of care, not in cases with only alleged financial abuse.

- a. I request the person in item (2) be ordered by the court to attend clinical counseling or anger management courses provided by a professional (a counselor, psychologist, psychiatrist, therapist, clinical social worker, or mental or behavioral health professional licensed in the state of California to provide counseling or anger management courses).

- b. Explain why you are requesting an order that the person in item (2) attend clinical counseling or anger management courses.

*Check here if there is not enough space for your answer. Put your complete answer on the attached sheet of paper or form MC-025 and write "Attachment 14b— Counseling or Anger Management" for a title.*

\_\_\_\_\_  
\_\_\_\_\_  
\_\_\_\_\_  
\_\_\_\_\_

**15** **Firearms (Guns), Firearm Parts, and Ammunition**

Does the person in (2) own or possess any firearms (guns), firearm parts, or ammunition? This includes firearm receivers and frames, and any item that may be used as or easily turned into a receiver or frame (see Penal Code section 16531).  Yes  No  I don't know

*Unless the abuse is only financial, if the judge grants a protective order, the person in (2) will be prohibited from owning, possessing, purchasing, receiving, or attempting to purchase or receive firearms (guns), firearm parts, and ammunition while the protective order is in effect. The person in (2) will also be ordered to turn in to law enforcement, or sell to or store with a gun dealer, any firearms (guns) and firearm parts within their immediate possession or control.*

**This is not a Court Order.**

**16**  **Temporary Restraining Order**

I request that a Temporary Restraining Order (TRO) be issued against the person in (2) to last until the hearing. I am presenting form EA-110, *Temporary Restraining Order*, for the court’s signature together with this *Request*. Has the person in (2) been told that you were going to go to court to seek a TRO against them?

Yes  No (If you answered no, explain why below):

Check here if there is not enough space for your answer. Put your complete answer on the attached sheet of paper or form MC-025 and write “Attachment 16—Temporary Restraining Order” for a title.

\_\_\_\_\_  
\_\_\_\_\_

**17**  **Request to Give Less Than Five Days' Notice of Hearing**

You must have your papers personally served on the person in (2) at least five days before the hearing, unless the court orders a shorter time for service. (Read form EA-200-INFO, What Is “Proof of Personal Service”?, to learn about serving legal papers. Form EA-200, Proof of Personal Service, may be used to show the court that the papers have been served.)

If you want there to be fewer than five days between service and the hearing, explain why:

Check here if there is not enough space for your answer. Put your complete answer on the attached sheet of paper or form MC-025 and write “Attachment 17—Request to Give Less Than Five Days' Notice” for a title.

\_\_\_\_\_  
\_\_\_\_\_  
\_\_\_\_\_

**18**  **Debts Caused by Financial Abuse**

You can ask the judge to decide at the hearing that certain debts or bills you have were caused by the person in (2) ’s financial abuse. This may help you defend against the debt if you are sued in another case.

a. If you want the judge to make this special finding, list the debts or bills you have that were caused by the person in (2) ’s financial abuse.

Check here if you want to list additional debts or bills that were caused by financial abuse. You can attach form MC-025 and write “Attachment 18a—Additional Debts” for a title.

	<u>Money Owed To</u>	<u>For</u>	<u>Amount</u>
(1)	_____	_____	\$ _____
(2)	_____	_____	\$ _____
(3)	_____	_____	\$ _____

b. Describe what the person in (2) did to cause the debts and bills that you listed above. Provide as much detail as you can about the person in (2) ’s financial abuse.

Check here if there is not enough space for your answer. Put your complete answer on the attached sheet of paper or form MC-025 and write “Attachment 18b—How Debt Was Incurred” for a title.

\_\_\_\_\_  
\_\_\_\_\_  
\_\_\_\_\_

**This is not a Court Order.**

Case Number: \_\_\_\_\_

**19**  **Lawyer's Fees and Costs**

I ask the court to order payment of my  lawyer's fees  court costs.

The amounts requested are:

<u>Item</u>	<u>Amount</u>	<u>Item</u>	<u>Amount</u>
_____	\$ _____	_____	\$ _____
_____	\$ _____	_____	\$ _____
_____	\$ _____	_____	\$ _____

Check here if there are more items. Put the items and amounts on the attached sheet of paper or form MC-025 and write "Attachment 19—Lawyer's Fees and Costs" for a title.

**20**  **Possession and Protection of Animals**

I ask the court to order the following:

- a.  That the person in **1** be given the sole possession, care, and control of the animals listed below, which they own, possess, lease, keep, or hold, or which reside in their household.

*(Identify animals by, e.g., type, breed, name, color, sex.)*

\_\_\_\_\_  
\_\_\_\_\_  
\_\_\_\_\_

I request sole possession of the animals because *(specify good cause for granting order):*

Check here if there is not enough space for your answer. Put your complete answer on the attached sheet of paper or form MC-025 and write "Attachment 20a—Possession of Animals" for a title.

\_\_\_\_\_  
\_\_\_\_\_  
\_\_\_\_\_

- b.  That the person in **2** must stay at least \_\_\_\_\_ yards away from, and not take, sell, transfer, encumber, conceal, molest, attack, strike, threaten, harm, or otherwise dispose of, the animals listed above.

**21** **No Fee to Serve Orders** *If you want the sheriff or marshal to serve (notify) the person in **2** about the orders for free, ask the court clerk what you need to do.*

**This is not a Court Order.**



SHORT TITLE:  	CASE NUMBER:  
----------------------	----------------------

**ATTACHMENT (Number) :** \_\_\_\_\_  
*(This Attachment may be used with any Judicial Council form.)*

*(If the item that this Attachment concerns is made under penalty of perjury, all statements in this Attachment are made under penalty of perjury.)*

**Page** \_\_\_\_\_ **of** \_\_\_\_\_  
*(Add pages as required)*



Clerk stamps date here when form is filed.

Empty box for clerk stamping date.

Person in ① must complete items ①, ② and ③ only.

**1 Protected Elder or Dependent Adult**

a. Full Name: \_\_\_\_\_

Person requesting protection for the elder or dependent adult, if different (person named in item ③ of form EA-100):

Full Name: \_\_\_\_\_

Lawyer for person named above (if any for this case):

Name: \_\_\_\_\_ State Bar No.: \_\_\_\_\_

Firm Name: \_\_\_\_\_

b. Your Address (If you have a lawyer, give your lawyer's information. If you do not have a lawyer and want to keep your home address private, you may give a different mailing address instead. You do not have to give telephone, fax, or email.):

Address: \_\_\_\_\_

City: \_\_\_\_\_ State: \_\_\_\_\_ Zip: \_\_\_\_\_

Telephone: \_\_\_\_\_ Fax: \_\_\_\_\_

Email Address: \_\_\_\_\_

Fill in court name and street address:

**Superior Court of California, County of STANISLAUS**  
1100 I STREET  
P.O. BOX 1098  
MODESTO, CA 95353

Court fills in case number when form is filed.

**Case Number:**

Empty box for case number.

**2 Restrained Person**

(Give all the information you know. Information with a star (\*) is required to add this order to the California police database. If age is unknown, give an estimate.)

\*Full Name: \_\_\_\_\_ \*Age: \_\_\_\_\_ Date of Birth: \_\_\_\_\_  
\*Race: \_\_\_\_\_ Height: \_\_\_\_\_ Weight: \_\_\_\_\_ Hair Color: \_\_\_\_\_ Eye Color: \_\_\_\_\_  
\*Gender:  M  F  Nonbinary Home Address: \_\_\_\_\_  
City: \_\_\_\_\_ State: \_\_\_\_\_ Zip: \_\_\_\_\_  
Relationship to Protected Person: \_\_\_\_\_

**3 Additional Protected Persons**

In addition to the elder or dependent adult named in ①, the following family or household members or conservator of that person are protected by the temporary orders indicated below:

Full Name	Gender	Age	Household Member?	Relation to Protected Person
_____	_____	_____	<input type="checkbox"/> Yes <input type="checkbox"/> No	_____
_____	_____	_____	<input type="checkbox"/> Yes <input type="checkbox"/> No	_____

Check here if there are additional protected persons. List them on an attached sheet of paper and write "Attachment 3—Additional Protected Persons" as a title. You may use form MC-025, Attachment.

**4 Expiration Date**

This Order expires at the end of the hearing scheduled for the date and time below:

Date: \_\_\_\_\_ Time: \_\_\_\_\_  a.m.  p.m.

**This is a Court Order.**

**Temporary Restraining Order (CLETS-TEA or TEF)**  
**(Elder or Dependent Adult Abuse Prevention)**



**To the Person in ② :**

The court has issued the temporary orders checked as granted below. If you do not obey these orders, you can be arrested and charged with a crime. You may have to go to jail for up to one year, pay a fine of up to \$1,000, or both.

**5 Personal Conduct Orders**

Not Requested     Denied Until the Hearing     Granted as Follows:

a. You must **not** do the following things to the elder or dependent adult named in ①

and to the other protected persons listed in ③ :

- (1)  Physically abuse, financially abuse, intimidate, molest, attack, strike, stalk, threaten, assault (sexually or otherwise), hit, harass, destroy personal property of, or disturb the peace of the person.
- (2)  Contact the person, either directly or indirectly, in **any** way, including, but not limited to, in person, by telephone, in writing, by public or private mail, by interoffice mail, by e-mail, by text message, by fax, or by other electronic means.
- (3)  Take any action to obtain the person's address or location. If this item ③ is not checked, the court has found good cause not to make this order.
- (4)  Other (*specify*):  
 Other personal conduct orders are attached at the end of this Order on Attachment 5a(4).  
\_\_\_\_\_  
\_\_\_\_\_  
\_\_\_\_\_

b. Peaceful written contact through a lawyer or a process server or other person for service of legal papers related to a court case is allowed and does not violate this order. However, you may have your papers served by mail on the person in ① .

**6 Stay-Away Orders**

Not Requested     Denied Until the Hearing     Granted as Follows:

a. You **must** stay at least \_\_\_\_\_ yards away from (*check all that apply*):

- (1)  The elder or dependent adult in ①
- (2)  Each person in ③
- (3)  The home of the elder or dependent adult
- (4)  The job or workplace of the elder or dependent adult
- (5)  The vehicle of the person in ①
- (6)  Other (*specify*):  
\_\_\_\_\_  
\_\_\_\_\_  
\_\_\_\_\_

b. This stay-away order does not prevent you from going to or from your home or place of employment.

**7 Move-Out Order**

Not Requested     Denied Until the Hearing     Granted as Follows:

You must immediately move out from and not return to (*address*):

\_\_\_\_\_  
\_\_\_\_\_

**This is a Court Order.**



**8 No Firearms (Guns), Firearm Parts, or Ammunition**

Not Issued (financial abuse only)     Granted as Follows:

**This order must be granted unless only financial abuse is alleged.**

- a. You cannot own, possess, have, buy or try to buy, receive or try to receive, or in any other way get any prohibited items listed in b below.
- b. **Prohibited items are:**
  - (1) Firearms (guns);
  - (2) Firearm parts, meaning receivers, frames, or any item that may be used as or easily turned into a receiver or frame (see Penal Code section 16531); and
  - (3) Ammunition.
- c. You must:
  - (1) Sell to or store with a licensed gun dealer, or turn in to a law enforcement agency, any firearms (guns) and firearm parts in your immediate possession or control. This must be done within 24 hours of being served with this Order.
  - (2) File a receipt with the court within 48 hours of receiving this Order that proves that your firearms (guns) and firearm parts have been turned in, sold, or stored. (You may use form EA-800, *Receipt for Firearms and Firearm Parts*, for the receipt.)
- d.  The court has received information that you own or possess a firearm (gun), firearm parts, or ammunition.

**9 Financial Abuse**

This case  does **not**  does involve solely **financial abuse** unaccompanied by force, threat, harassment, intimidation, or any other form of abuse.

**10 Possession and Protection of Animals**

Not Requested     Denied Until the Hearing     Granted as Follows (*specify*):

- a.  The person in (1) is given the sole possession, care, and control of the animals listed below, which are owned, possessed, leased, kept, or held by him or her, or reside in his or her household.  
(Identify animals by, e.g., type, breed, name, color, sex.)

\_\_\_\_\_  
\_\_\_\_\_  
\_\_\_\_\_

- b.  The person in (2) must stay at least \_\_\_\_\_ yards away from, and not take, sell, transfer, encumber, conceal, molest, attack, strike, threaten, harm, or otherwise dispose of, the animals listed above.

**This is a Court Order.**



**11 Other Orders**

Not Requested     Denied Until the Hearing     Granted as Follows (*specify*):

\_\_\_\_\_  
\_\_\_\_\_  
\_\_\_\_\_  
\_\_\_\_\_

Additional orders are attached at the end of this Order on Attachment 11.

**To the Person in 1:**

**12 Mandatory Entry of Order Into CARPOS Through CLETS**

This Order must be entered into the California Restraining and Protective Order System (CARPOS) through the California Law Enforcement Telecommunications System (CLETS). (*Check one*):

- a.  The clerk will enter this Order and its proof-of-service form into CARPOS.
- b.  The clerk will transmit this Order and its proof-of-service form to a law enforcement agency to be entered into CARPOS.
- c.  By the close of business on the date that this Order is made, the petitioner or the petitioner's lawyer should deliver a copy of the Order and its proof-of-service form to the law enforcement agencies listed below to enter into CARPOS:

Name of Law Enforcement Agency

Address (City, State, Zip)

\_\_\_\_\_  
\_\_\_\_\_

Additional law enforcement agencies are listed at the end of this Order on Attachment 12.

**13 No Fee to Serve (Notify) Restrained Person**

If the sheriff or marshal serves this Order, he or she will do it for free.

**14** Number of pages attached to this Order, if any: \_\_\_\_\_

Date: \_\_\_\_\_

\_\_\_\_\_  
*Judicial Officer*

**This is a Court Order.**



## Warnings and Notices to the Restrained Person in 2

### You Cannot Have Firearms (Guns), Firearm Parts, or Ammunition

If the court grants the orders in item 8, you cannot own, have, possess, buy or try to buy, receive or try to receive, or otherwise get any prohibited items listed in item 8b on page 3 while this Order is in effect. If you do, you can go to jail and pay a \$1,000 fine. You must sell to or store with a licensed gun dealer, or turn in to a law enforcement agency, any firearms (guns) and firearm parts that you have or control as stated in item 8. The court will require you to prove that you did so.

### Notice Regarding Nonappearance at Hearing and Service of Order

If you have been personally served with this Temporary Restraining Order and form EA-109, *Notice of Court Hearing*, but you do not appear at the hearing either in person or by a lawyer, and a restraining order that does not differ from this order except for the expiration date is issued at the hearing, a copy of the order will be served on you by mail at the address in item 2.

If this address is not correct or you wish to verify that the Temporary Restraining Order was converted into a restraining order at the hearing without substantive change, or to find out the duration of the order, contact the clerk of the court.

### After You Have Been Served With a Restraining Order

- Obey all the orders.
- Read form EA-120-INFO, *How Can I Respond to a Request for Elder or Dependent Adult Abuse Restraining Orders?*, to learn how to respond to this Order.
- If you want to respond, fill out form EA-120, *Response to Request for Elder or Dependent Adult Abuse Restraining Orders*, and file it with the court clerk. You do not have to pay any fee to file your response.
- You must have form EA-120 served on the person in 1 (the person asking the court for protection of the elder or dependent adult or the elder or dependent adult if no other person is named in that item), or that person's attorney, by mail. You cannot do this yourself. The person who does the mailing should complete and sign form EA-250, *Proof of Service of Response by Mail*. File the completed proof of service with the court clerk before the hearing date or bring it with you to the hearing.
- In addition to the response, you may file and have declarations served signed by you and other persons who have personal knowledge of the facts. You may use form MC-030, *Declaration*, for this purpose. It is available from the clerk's office at the court shown on page 1 of this form or at [www.courts.ca.gov/forms](http://www.courts.ca.gov/forms). If you do not know how to prepare a declaration, you should see a lawyer.
- Whether or not you file a response, you should attend the hearing. If you have any witnesses, they must also go to the hearing.
- At the hearing, the judge can make restraining orders against you that last for up to five years. Tell the judge why you disagree with the orders requested.

## Instructions for Law Enforcement

### Enforcing the Restraining Order

This order is enforceable by any law enforcement agency that has received the order, is shown a copy of the order, or has verified its existence on the California Restraining and Protective Orders System (CARPOS). If the law enforcement agency has not received proof of service on the restrained person, the agency must advise the restrained person of the terms of the order and then must enforce it. Violations of this order are subject to criminal penalties.

**This is a Court Order.**



**Start Date and End Date of Orders**

This order *starts* on the date next to the judge’s signature on page 4. The order *ends* on the expiration date in item ④ on page 1.

**Arrest Required If Order Is Violated**

If an officer has probable cause to believe that the restrained person had notice of the order and has disobeyed the order, the officer must arrest the restrained person. (Pen. Code, §§ 836(c)(1), 13701(b).) A violation of the order may be a violation of Penal Code section 166 or 273.6. Agencies are encouraged to enter violation messages into CARPOS.

**Notice/Proof of Service**

The law enforcement agency must first determine if the restrained person had notice of the order. Consider the restrained person “served” (given notice) if (Pen. Code, § 836(c)(2)):

- The officer sees a copy of the proof of service or confirms that the proof of service is on file; or
- The restrained person was informed of the order by an officer.

An officer can obtain information about the contents of the order and proof of service in CARPOS. If proof of service on the restrained person cannot be verified, the agency must advise the restrained person of the terms of the order and then enforce it.

**If the Protected Person Contacts the Restrained Person**

Even if the protected person invites or consents to contact with the restrained person, this order remains in effect and must be enforced. The protected person cannot be arrested for inviting or consenting to contact with the restrained person. The order can be changed only by another court order. (Pen. Code, § 13710(b).)

**Conflicting Orders—Priorities of Enforcement**

**If more than one restraining order has been issued protecting the protected person from the restrained person, the orders must be enforced in the following priority** (see Pen. Code, § 136.2 and Fam. Code, §§ 6383(h)(2), 6405(b)):

1. *Emergency Protective Order (EPO)*: If one of the orders is an *Emergency Protective Order* (form EPO-001), provisions (e.g., stay-away order) that are more restrictive than in the other restraining/protective orders must be enforced. Provisions of another order that do not conflict with the EPO must be enforced.
2. *No-Contact Order*: If a restraining/protective order includes a no-contact order, the no-contact order must be enforced. Item 5a(2) is an example of a no-contact order.
3. *Criminal Protective Order (CPO)*: If none of the orders include an EPO or a no-contact order, the most recent CPO must be enforced. (Fam. Code, §§ 6383(h)(2) and 6405(b).) Additionally, a CPO issued in a criminal case involving charges of domestic violence, Penal Code sections 261, 261.5, or former 262, or charges requiring sex offender registration must be enforced over any civil court order. (Pen. Code, § 136.2(e)(2).) All provisions in the civil court order that do not conflict with the CPO must be enforced.
4. *Civil Restraining Orders*: If there is more than one civil restraining order (e.g., domestic violence, juvenile, elder abuse, civil harassment), then the order that was issued last must be enforced. Provisions that do not conflict with the most recent civil restraining order must be enforced.

(Clerk will fill out this part.)

**—Clerk's Certificate—**

*Clerk's Certificate*  
[seal]

I certify that this *Temporary Restraining Order* is a true and correct copy of the original on file in the court.

Date: \_\_\_\_\_ Clerk, by \_\_\_\_\_, Deputy

**This is a Court Order.**

Clerk stamps date here when form is filed.

**1 Elder or Dependent Adult in Need of Protection**

a. Full Name: \_\_\_\_\_  
 Person requesting protection for the elder or dependent adult, if different (*person named in item 3 of form EA-100*):  
 Full Name: \_\_\_\_\_  
 Lawyer for person named above (*if any for this case*):  
 Name: \_\_\_\_\_ State Bar No.: \_\_\_\_\_  
 Firm Name: \_\_\_\_\_

b. Address for person named above (*If you have a lawyer, give your lawyer's information. If you do not have a lawyer, give information for the person requesting the order. If you want to keep your home address private, you may give a different mailing address instead. You do not have to give telephone, fax, or email.*):  
 Address: \_\_\_\_\_  
 City: \_\_\_\_\_ State: \_\_\_\_\_ Zip: \_\_\_\_\_  
 Telephone: \_\_\_\_\_ Fax: \_\_\_\_\_  
 Email Address: \_\_\_\_\_

Fill in court name and street address:

**Superior Court of California, County of**  
 STANISLAUS  
 1100 I STREET  
 P.O. BOX 1098  
 MODESTO, CA 95353

Court fills in case number when form is filed.

**Case Number:**

**2 Person You Want Protection From**

Full Name: \_\_\_\_\_

*The court will complete the rest of this form.*

**3 Notice of Hearing**

**A court hearing is scheduled on the request for restraining orders against the person in 2 :**

<b>Hearing Date</b> →	Date: _____ Time: _____	Name and address of court if different from above: _____ _____ _____
	Dept.: _____ Room: _____	
	_____	

**To the person in 2 :**

- If you attend the hearing (in person, by phone, or by videoconference) and the judge grants a restraining order against you, the order will be effective immediately, and you could be arrested if you violate the order.
- If you do not attend the hearing, the judge may still grant the restraining order that could last up to five years. After you receive a copy of the order, you could be arrested if you violate the order.

**4 Temporary Restraining Orders** (*Any orders granted are on Form EA-110, served with this notice.*)

a. Temporary Restraining Orders for personal conduct and stay-away orders as requested in Form EA-100, *Request for Elder or Dependent Adult Abuse Restraining Orders* are (*check only one box below*):

(1)  All **GRANTED** until the court hearing.

(2)  All **DENIED** until the court hearing. (*Specify reasons for denial in b, below.*)

(3)  Partly **GRANTED** and partly **DENIED** until the court hearing. (*Specify reasons for denial in b, below.*)



**4 Temporary Restraining Orders (Continued)**

b. Reasons for denial of some or all of those personal conduct and stay-away orders as requested in form EA-100, *Request for Elder or Dependent Adult Abuse Restraining Orders*, are:

(1)  The facts as stated in form EA-100 do not sufficiently show reasonable proof of a past act or acts of abuse of the elder or dependent adult by the person in **2**.


(2)  Other (*specify*):  As stated on Attachment 4b.

\_\_\_\_\_  
\_\_\_\_\_  
\_\_\_\_\_  
\_\_\_\_\_  
\_\_\_\_\_  
\_\_\_\_\_  
\_\_\_\_\_  
\_\_\_\_\_

**5 Service of Documents by the Person in 1**

At least  five  \_\_\_\_\_ days before the hearing, someone age 18 or older—not you or anyone to be protected—must personally give (serve) a court file-stamped copy of this form EA-109, *Notice of Court Hearing*, to the person in **2** along with a copy of all the forms indicated below:

- a. EA-100, *Request for Elder or Dependent Adult Abuse Restraining Orders* (file-stamped)
- b.  EA-110, *Temporary Restraining Order* (file-stamped) **IF GRANTED**
- c. EA-120, *Response to Request for Elder or Dependent Adult Abuse Restraining Orders* (blank form)
- d. EA-120-INFO, *How Can I Respond to a Request for Elder or Dependent Adult Abuse Restraining Orders?*
- e.  Other (*specify*): \_\_\_\_\_

Date: \_\_\_\_\_  \_\_\_\_\_  
*Judicial Officer*

**To the Person in 1 :**

- The court cannot make the restraining orders after the court hearing unless the person in **2** has been personally given (served) a copy of your request and any temporary orders. To show that the person in **2** has been served, the person who served the forms must fill out a proof of service form. Form EA-200, *Proof of Personal Service*, may be used.
- For information about service, read form EA-200-INFO, *What Is “Proof of Personal Service”?*
- You may ask to reschedule the hearing if you are unable to find the person in **2** and need more time to serve the documents, or for other good reasons. Read form EA-115-INFO, *How to Ask for a New Hearing Date*.
- You must attend the hearing if you want the judge to make any of the orders you requested on form EA-100, *Request for Elder or Dependent Adult Abuse Restraining Orders*. Bring any evidence or witnesses you have. For more information, read form EA-100-INFO, *Can a Restraining Order to Prevent Elder or Dependent Adult Abuse Help Me?*





**To the Person in 2 :**

- If you want to respond to the request for orders in writing, file form EA-120, *Response to Request for Elder or Dependent Adult Abuse Restraining Orders*, and have someone age 18 or older—**not you or anyone to be protected**—mail it to the person in 1 .
- The person who mailed the form must fill out a proof of service form. Form EA-250, *Proof of Service of Response by Mail*, may be used. File the completed form with the court before the hearing and bring a copy with you to the court hearing.
- Whether or not you respond in writing, go to the hearing if you want the judge to hear from you before making an order. You may tell the judge why you agree or disagree with the orders requested.
- You may bring witnesses and other evidence.
- **At the hearing, the judge may make restraining orders against you that could last up to five years and may order you to sell or turn in any firearms (guns) and firearm parts that you own or possess. This includes firearm receivers and frames, and any item that may be used as or easily turned into a receiver or frame (see Penal Code section 16531).**
- If you are unable to attend your court hearing or need more time to prepare your case, you may ask to reschedule your court date. Read form EA-115-INFO, *How to Ask for a New Hearing Date*.



**Request for Accommodations**

Assistive listening systems, computer-assisted real-time captioning, or sign language interpreter services are available if you ask at least five days before the hearing. Contact the clerk's office or go to [www.courts.ca.gov/forms](http://www.courts.ca.gov/forms) for *Disability Accommodation Request* (form MC-410). (Civ. Code, § 54.8.)

*(Clerk will fill out this part.)*

**—Clerk's Certificate—**

I certify that this *Notice of Court Hearing* is a true and correct copy of the original on file in the court.

*Clerk's Certificate*  
[seal]

Date: \_\_\_\_\_ Clerk, by \_\_\_\_\_, Deputy

**What is “Service”?**


Service is the act of giving your legal papers to the other party. There are many kinds of service—in person, by mail, and others. This form is about personal or “in-person service.” The following types of restraining order forms must be served “in person”: *Request for Elder or Dependent Adult Abuse Restraining Orders* (form EA-100), the *Notice of Court Hearing* (form EA-109), *Temporary Restraining Order* (form EA-110), *Request for Elder or Dependent Adult Restraining Order Allowing Contact* (form EA-300), and *Notice of Court Hearing to Allow Contact* (form EA-309). That means that someone must personally “serve” (give) a copy of the forms to the person to be restrained. These forms cannot be served by mail.

Service lets the other person know:

- What orders you are asking for
- The hearing date
- How to respond

**Why do I have to get the orders served?**

- The police cannot arrest anyone for violating an order unless that person knows about the order.
- The judge cannot make the orders permanent unless the restrained person was served.

**Who can serve?**

*Don't serve it by mail!*

Ask someone you know, a process server, or a law enforcement agency to personally serve (give) a copy of the forms to the person to be restrained. You **cannot** send the forms to that person by mail. The server must:

- Be 18 years of age or older
- Not be you or anyone whom you are asking to be protected by the orders. The sheriff or marshal may be authorized to serve the court’s orders **for free**. A “registered process server” is a business you pay to deliver court forms. Look for “Process Serving” in the Yellow Pages or on the Internet. (If a law enforcement agency or the process server uses a different proof of service form, make sure it lists the forms served.)

**How to serve** Ask the server to:

- Walk up to the person to be served.
- Make sure it is the right person. Ask the person’s name.
- Give the person copies of all papers checked on Form EA-200, *Proof of Personal Service*.
- Fill out and sign the *Proof of Personal Service* form.
- Give the signed *Proof of Personal Service* to you.

**What if the person won’t take the papers or tears them up?**

- If the person won’t take the papers, just leave them near him or her.
- It doesn’t matter if the person tears them up. Service is still complete.

**When do the orders have to be served?** It depends. To know the exact date, you have to look at two things on form EA-109, *Notice of Court Hearing* or form EA-309, *Notice of Court Hearing to Allow Contact* :

First, look at the hearing date on form EA-109 (item ③ on page 1) or form EA-309 (item ⑤ on page 2).

Next, look at the number of days in item ⑤ on page 2 of form EA-109 or in item ⑥ on page 2 of form EA-309.

Look at a calendar. Subtract the number of days in ⑤ on form EA-109 or the number of days in item ⑥ on form EA-309 from the hearing date. That is the final date to have the orders served. It is always OK to serve earlier than that date. If nothing is checked or written in ⑤ on form EA-109 or ⑥ on form EA-309, you must serve the orders at least five days before the hearing.

### Who signs the *Proof of Personal Service*?

Only the person who serves the forms can sign form EA-200, *Proof of Personal Service*. You do not sign it; the restrained person does not need to sign it.

### What do I do with the completed *Proof of Personal Service*?

If someone other than the sheriff serves the papers, you should:

- Make several copies.
- File the original with the court before your hearing.
- Bring a copy of the completed *Proof of Personal Service* to your hearing.
- Ask the clerk to enter the *Proof of Service* (unless for form EA-300) into the California Law Enforcement Telecommunications System (CLETS), a special computer system that lets police all over the state find out about the orders protecting you.
- If the clerk tells you that the court cannot enter it into the computer, take a copy of the *Temporary Restraining Order* (form EA-110) and *Proof of Personal Service* (form EA-200) to your local police. They will put the information into the state computer system. That way, police all over the state will know that your restraining order has been served.
- If the sheriff serves the papers, he or she will send the proof of service to the court and CLETS for you.
- Always keep an extra copy of the restraining orders with you for your safety.
- **Note: Restraining orders to allow contact (which use the EA-300 form series) are not entered into CLETS.**

### What happens if I can't get the orders served before the hearing date?

Before your hearing, fill out and file form EA-115, *Request to Continue Court Hearing and to Reissue Temporary Restraining Order* (or form EA-315, if you are trying to serve forms EA-300 or EA-309). This form asks the court for a new hearing date and makes your orders last until then. Ask the clerk for the form. After the court has reissued the orders, attach a copy of form EA-116, *Notice of New Hearing Date and Order on Issuance*, (or form EA-316) to a copy of your original orders. Ask the clerk to enter form EA-116 into CLETS, or the clerk may ask you or your attorney to deliver a copy to the police. That way, the police will know your orders are still in effect.

Clerk stamps date here when form is filed.

**1 Elder or Dependent Adult**

Name: \_\_\_\_\_

**2 Person From Whom Protection Is Sought or Person Alleged to Be Preventing Contact**

Name: \_\_\_\_\_

**3 Notice to Server**

The server must:

- Be 18 years of age or older.
- Not be listed in items ①, ③, or ⑥ of form EA-100 or be listed in items ①, ②, ③, or ④ on form EA-300.
- Give a copy of all documents checked in ④ to the person in ②. (You cannot send them by mail.) Then complete and sign this form and give or mail it to the person in ①.



Fill in court name and street address:

**Superior Court of California, County of**  
**STANISLAUS**  
 1100 I STREET  
 P.O. BOX 1098  
 MODESTO, CA 95353

Court fills in case number when form is filed.

**Case Number:****PROOF OF PERSONAL SERVICE****4** I gave the person in ② a copy of the forms checked below:

- a.  EA-109, *Notice of Court Hearing*
- b.  EA-110, *Temporary Restraining Order*
- c.  EA-100, *Request for Elder or Dependent Adult Abuse Restraining Orders*
- d.  EA-120, *Response to Request for Elder or Dependent Adult Abuse Restraining Orders* (blank form)
- e.  EA-120-INFO, *How Can I Respond to a Request for Elder or Dependent Adult Abuse Restraining Orders?*
- f.  EA-130, *Elder or Dependent Adult Abuse Restraining Order After Hearing*
- g.  EA-250, *Proof of Service of Response by Mail* (blank form)
- h.  EA-800, *Receipt for Firearms, Firearm Parts, and Ammunition* (blank form)
- i.  EA-300, *Request for Elder or Dependent Adult Restraining Order Allowing Contact*
- j.  EA-309, *Notice of Court Hearing to Allow Contact*
- k.  EA-320, *Response to Request for Elder or Dependent Adult Restraining Order Allowing Contact* (blank form)
- l.  EA-320-INFO, *How Can I Respond to a Request for an Elder or Dependent Adult Restraining Order Allowing Contact?*
- m.  EA-330, *Elder or Dependent Adult Restraining Order Allowing Contact After Hearing*
- n.  Other (specify): \_\_\_\_\_

**5** I personally gave copies of the documents checked above to the person in ②:

- a. On (date): \_\_\_\_\_ b. At (time): \_\_\_\_\_  a.m.  p.m.
  - c. At this address: \_\_\_\_\_
- City: \_\_\_\_\_ State: \_\_\_\_\_ Zip: \_\_\_\_\_

Case Number:

**6 Server's Information**

Name: \_\_\_\_\_

Address: \_\_\_\_\_

City: \_\_\_\_\_ State: \_\_\_\_\_ Zip: \_\_\_\_\_

Telephone: \_\_\_\_\_

*(If you are a registered process server):*

County of registration: \_\_\_\_\_ Registration number: \_\_\_\_\_

I declare under penalty of perjury under the laws of the State of California that the information above is true and correct.

Date: \_\_\_\_\_

\_\_\_\_\_  
*Type or print server's name*



\_\_\_\_\_  
*Server to sign here*

# These Forms Are To Be Served On the Respondent **BLANK**, After You Receive Your Notice of Hearing and Temporary Restraining Order back from the Judge

## **INSTRUCTIONS FOR THE RESPONDENT:**

A. If you are served with a *Notice of Court Hearing and Temporary Restraining Order (Elder or Dependent Adult Abuse)* (form EA-110) and a *Request for Orders to Stop Elder or Dependent Adult Abuse* (form EA-100), you should promptly seek legal advice. If you have no attorney, the attorney referral service of your local bar association may be of assistance.

B. If you wish to respond to or oppose the request for orders, you should file a *Response to Request for Orders to Stop Elder or Dependent Adult Abuse* (form EA-120). An original response must be filed with the Court and a copy served on the petitioner (person asking for protection) or the petitioner's attorney. You do not have to pay any fee to file your response.

In addition to the response, you may file and serve declarations signed by you and other persons who have personal knowledge of the facts. A declaration form (form MC-030) is available from the Court Clerk's Office. If you do not know how to prepare a declaration, you should see an attorney. After you have filed the response with the Clerk of the Court, a copy must be delivered personally or by mail to the petitioner or the petitioner's attorney.

You cannot serve the paperwork yourself. The person who serves the petitioner must complete and sign a *Proof of Personal Service* (form EA-200) (for personal service) or *Proof of Service by Mail* (form EA-250) (for service by mail). You should file the completed form with the Court Clerk before the hearing date or bring it with you to the hearing.

If the Court orders you to relinquish firearms, you must sell all your firearms to a licensed gun dealer or relinquish them to a law enforcement agency. You must file a receipt showing that you have sold or relinquished the firearms within 72 hours of receiving the order. You may use *Proof of Firearms Turned In or Sold* (form EA-800) for this purpose.

C. If you wish to oppose the request for orders, in addition to filing a response you should be present at the hearing. If you have any witnesses, they must also be present at the hearing.

**Judicial Council forms, local forms and information are available in the Superior Court Clerk's Office, the Stanislaus County Law Library located at 1101 13<sup>th</sup> Street, Modesto, and on the following Websites:**

Stanislaus County Superior Court

- <http://www.stanct.org>

Judicial Council's Self-Help website

- <http://www.courtinfo.ca.gov/selfhelp>

For more information on Libraries, Websites, or Self-Help Legal Books

- <http://www.courtinfo.ca.gov/selfhelp/lowcost/libraries.html>

California Superior Court's Interactive Electronic Forms Program

**What is an elder or dependent adult abuse restraining order?**

It is a court order that prohibits you from doing certain things and going certain places.

**What does the order do?**

The court can order you to:

- Not contact the person who is protected by the order
- Stay away from that person and the person's home and workplace
- Move out of the place where you and that person are living together
- Not have any firearms (guns), firearm parts, or ammunition as long as the order is in effect. This includes firearm receivers and frames, and any item that may be used as or easily turned into a receiver or frame (see Penal Code section 16531).

For more information about the items you would not be allowed to have, please see <https://selfhelp.courts.ca.gov/restraining-orders/prohibited-items>.

**Who can ask for a restraining order?**

A person who is being:

- Financially abused
- Abandoned or abducted
- Harmed
- Neglected
- Isolated
- Deprived by a caregiver of goods or services necessary to live on

A conservator may seek an order on behalf of an elder or dependent adult.

**I've been served with a request for elder or dependent adult abuse restraining orders. What do I do now?**

Read the papers served on you very carefully. The *Notice of Court Hearing* tells you when to appear in court. There may also be a *Temporary Restraining Order* forbidding you from doing certain things. You must obey the order until the hearing.

**What if I don't obey the order?**

The police can arrest you. You can go to jail and pay a fine.

**What if I don't agree with what the order says?**

You still must obey the order until the hearing. If you disagree with the orders the person is asking for, fill out form EA-120, *Response to Request for Elder and Dependent Adult Abuse Restraining Orders*, before your hearing date and file it with the court. If you need to include attachments, you can use form MC-025. You can get the forms from legal publishers or from the California Courts website at [www.courts.ca.gov/forms](http://www.courts.ca.gov/forms). You also may be able to find them at your local courthouse or county law library.

**Do I have to serve the other person with a copy of my response?**

Yes. Have someone age 18 or older—**not you**—mail a copy of completed Form EA-120 to the person who asked for the order (or that person's lawyer). (This is called "service by mail.")

The person who serves the form by mail must fill out form EA-250, *Proof of Service of Response by Mail*. Have the person who did the mailing sign the original. Take the completed form back to the court clerk or bring it with you to the hearing.

**Do I need a lawyer?**

Having a lawyer is always a good idea, but it is not required, and you are not entitled to a free, court-appointed attorney. Ask the court clerk about free and low-cost legal services and self-help centers in your county.

**What if I don't speak English?**

When you file your papers, ask the clerk if a court interpreter is available. You can also use form INT-300, *Request for Interpreter (Civil)* or a local court form or website to request an interpreter. For more information about court interpreters, go to <https://selfhelp.courts.ca.gov/request-interpreter>.

### Should I go to the court hearing?

Yes. You should go to court on the date listed on form EA-109, *Notice of Court Hearing*. If you do not go to the hearing, the judge can make orders against you without hearing from you.

**EA-109 Notice of Court Hearing**

Clerk stamps date here when form is filed.

**1 Elder or Dependent Adult in Need of Protection**

a. Full Name: \_\_\_\_\_

Person requesting protection for the elder or dependent adult, if different (person named in item 3 of Form EA-100):

Full Name: \_\_\_\_\_

Lawyer for person named above (if any for this case):

Name: \_\_\_\_\_ State Bar No.: \_\_\_\_\_

b. Firm Name: \_\_\_\_\_

Fill in court name and street address:

Superior Court of California, County of \_\_\_\_\_

Address for person named above (if you have a lawyer, give your lawyer's information. If you do not have a lawyer, give information for the person requesting the order. If you want to keep your home address private, you may give a different mailing address instead. You do not have to give telephone, fax, or e-mail.):

Address: \_\_\_\_\_

City: \_\_\_\_\_ State: \_\_\_\_\_ Zip: \_\_\_\_\_

Telephone: \_\_\_\_\_ Fax: \_\_\_\_\_

E-Mail Address: \_\_\_\_\_

Court fills in case number when form is filed

Case Number: \_\_\_\_\_

**2 Person You Want Protection From**

Full Name: \_\_\_\_\_

The court will complete the rest of this form.

**3 Notice of Hearing**

A court hearing is scheduled on the request for restraining orders against the person in (2):

Name and address of court if different from above:

Hearing Date: \_\_\_\_\_ Date: \_\_\_\_\_ Time: \_\_\_\_\_

Dept.: \_\_\_\_\_ Room: \_\_\_\_\_

**4 Temporary Restraining Orders** (Any orders granted are on Form EA-110, served with this notice.)

a. Temporary Restraining Orders for personal conduct and stay-away orders as requested in Form EA-100, Request for Elder or Dependent Adult Abuse Restraining Orders are (check only one box below):

(1)  All GRANTED until the court hearing.

(2)  All DENIED until the court hearing. (Specify reasons for denial in b, below.)

(3)  Partly GRANTED and partly DENIED until the court hearing. (Specify reasons for denial in b, below.)

Judicial Council of California, www.courts.ca.gov  
New January 1, 2012, Mandatory Form  
Welfare and Institutions Code, § 16067.03  
Approved by DOJ

**Notice of Court Hearing** EA-109, Page 1 of 3  
(Elder or Dependent Adult Abuse Prevention)

### How long does the order last?

If the court issued a temporary restraining order before the hearing, it will last until your hearing date. At that time, the court will decide to continue or cancel the order. Any order issued at the hearing can last for up to five years.

### What if I have a gun?

If a restraining order is issued, unless the order is to prevent financial abuse only, you cannot own, possess, or have a firearm (gun), firearm parts, or ammunition while the order is in effect. If you have a firearm (gun) or firearm parts in your immediate possession or control, you must sell it to or store it with a licensed gun dealer or turn it in to a law enforcement agency.

### Can I agree with the protected person to cancel the order?

No. Once the order is issued, only the judge can change or cancel it. You or the protected person would have to file a request with the court to cancel the order.

### What if I have a disability?

If you have a disability and need an accommodation while you are at court, you can use form MC-410, *Disability Accommodation Request*, to make your request. You can also ask the ADA Coordinator in your court for help. For more information, see form MC-410-INFO, *How to Request a Disability Accommodation for Court*.

### Information about the process is also available online.

See <https://selfhelp.courts.ca.gov/EA-restraining-order>.

### For help in your area, contact:

[Local information may be inserted.]

### Will I see the person who asked for the order at the court hearing?

Yes. Assume that the person who is asking for the order will attend the hearing. Do not talk to him or her unless the judge or that person's attorney says that you can.

### Can I bring a witness to the court hearing?

Yes. You can bring witnesses or documents that support your case to the hearing. But if possible, you should also bring the witnesses' written statements of what they saw or heard. Their statements must be made under penalty of perjury. You can use form MC-030 for this.



# Response to Request for Elder or Dependent Adult Abuse Restraining Orders

Clerk stamps date here when form is filed.

## Use this form to respond to the Request (form EA-100)

- Read *How Can I Respond to a Request for Elder or Dependent Adult Abuse Restraining Orders?* (form EA-120-INFO) to protect your rights.
- Fill out this form and take it to the court clerk.
- Have someone age 18 or older—**not you**—serve the person requesting protection in ① by mail with a copy of this form and any attached pages. (Use form EA-250, Proof of Service of Response by Mail.)

Fill in court name and street address:

Superior Court of California, County of STANISLAUS  
 1100 I STREET  
 P.O. BOX 1098  
 MODESTO, CA 95353

Court fills in case number when form is filed.

**Case Number:**

### ① Elder or Dependent Adult Seeking Protection

Name: \_\_\_\_\_

Name of person asking for the protection, if different (*This is the person named in item ③ of the request (form EA-100).*)

### ② Person From Whom Protection Is Sought

a. Your Name: \_\_\_\_\_

Your Lawyer (*if you have one for this case*)

Name: \_\_\_\_\_ State Bar No.: \_\_\_\_\_

Firm Name: \_\_\_\_\_

b. Your Address (*If you have a lawyer, give your lawyer's information. If you do not have a lawyer and want to keep your home address private, you may give a different mailing address instead. You do not have to give telephone, fax, or email.*)

Address: \_\_\_\_\_

City: \_\_\_\_\_ State: \_\_\_\_\_ Zip: \_\_\_\_\_

Telephone: \_\_\_\_\_ Fax: \_\_\_\_\_

Email Address: \_\_\_\_\_

Present your response and any opposition at the hearing. Write your hearing date, time, and place from form EA-109, item ③, here:

**Hearing Date** → Date: \_\_\_\_\_ Time: \_\_\_\_\_  
 Dept.: \_\_\_\_\_ Room: \_\_\_\_\_

**If you were served with a Temporary Restraining Order, you must obey it until the hearing.** At the hearing, the court may make orders against you that last for up to five years.

### ③ Personal Conduct Orders

- a.  I agree to the orders requested.
- b.  I do not agree to the orders requested. (*Specify why you disagree in item ⑭ on page 4.*)
- c.  I agree to the following orders (*specify below or in item ⑭ on page 4*):

\_\_\_\_\_  
\_\_\_\_\_

### ④ Stay-Away Orders

- a.  I agree to the orders requested.
- b.  I do not agree to the orders requested. (*Specify why you disagree in item ⑭ on page 4.*)
- c.  I agree to the following orders (*specify below or in item ⑭ on page 4*):

\_\_\_\_\_  
\_\_\_\_\_

**5**  **Move-Out Orders**

- a.  I agree to the orders requested.
- b.  I do not agree to the orders requested. (*Specify why you disagree in item 14 on page 4.*)
- c.  I agree to the following orders (*specify below or in item 14 on page 4*):

---



---

**6**  **Additional Protected Persons**

- a.  I agree that the persons listed in item 6 of form EA-100 may be protected by the order requested.
- b.  I do not agree that the persons listed in item 6 of form EA-100 may be protected by the order requested.

**7**  **Order for Counseling or Anger Management Courses**

**i** This item is only available in instances of alleged physical abuse or deprivation of care, not in cases with only alleged financial abuse.

- a.  I agree to the orders requested.
- b.  I do not agree to the orders requested. (*Specify why you disagree in item 14 on page 4.*)
- c.  I agree to the following orders (*specify below or in item 14 on page 4*):

---



---

**8** **Firearms (Guns), Firearm Parts, and Ammunition**

**If you were served with form EA-110, Temporary Restraining Order, you cannot own or possess any firearms (guns), firearm parts, or ammunition. This includes firearm receivers and frames, and any item that may be used as or easily turned into a receiver or frame (see Penal Code section 16531). (See item 8 of form control within 24 hours of being served with form EA-110. You must file a receipt with the court. You may EA-110.) You must sell to or store with a licensed gun dealer, or turn in to a law enforcement agency, any firearms (guns) or firearm parts in your immediate possession or control within 24 hours of being served with form EA-110. You must file a receipt with the court. You may use form EA-800, Receipt for Firearms and Firearm Parts, for the receipt.**

- a.  I do not own or control any firearms (guns), firearm parts, or ammunition.
- b.  I ask for an exemption from the firearms prohibition under Code of Civil Procedure section 527.9(f) because carrying a firearm is a condition of my employment, and my employer is unable to reassign me to another position where a firearm is unnecessary. (*Explain*):
- Check here if there is not enough space below for your answer. Put your complete answer on an attached sheet of paper and write "Attachment 8b—Firearms Surrender Exemption" as a title. You may use form MC-025, Attachment.*

---



---

- c.  I have turned in my firearms (guns) and firearm parts to the police or sold them to or stored them with a licensed gun dealer.

A copy of the receipt  is attached.  has already been filed with the court.







**Proof of Service of Response by Mail**

Clerk stamps date here when form is filed.

**1 Elder or Dependent Adult Seeking Protection**

Full Name: \_\_\_\_\_


**2 Person From Whom Protection Is Sought**

Your Full Name: \_\_\_\_\_

**3 Notice to Server**

The server must:

- Be 18 years of age or older.
- Live or be employed in the county where the mailing took place.
- Not be listed in items **1**, **3**, or **6** of form EA-100 or in items **1**, **2**, **3** or **4** on form EA-300.
- Mail a copy of all documents checked in **4** to the person in **1**.
- Complete and sign this form and give it to the person in **2**.



Fill in court name and street address:

**Superior Court of California, County of**  
 STANISLAUS  
 1100 I STREET  
 P.O. BOX 1098  
 MODESTO, CA 95353

Court fills in case number when form is filed.

**Case Number:****4 PROOF OF SERVICE BY MAIL**

I am 18 years of age or older and not a party to this proceeding. I live or am employed in the county where the mailing took place. I mailed the person in **1** a copy of all documents checked below:

- Form EA-120, *Response to Request for Elder or Dependent Adult Abuse Restraining Orders* (completed)
- Form EA-320, *Response to Request for Elder or Dependent Adult Restraining Order Allowing Contact*
- Other (*specify*): \_\_\_\_\_

**5 I placed copies of the documents above in a sealed envelope and mailed them as described below:**

- Mailed to (*name*): \_\_\_\_\_
- To this address: \_\_\_\_\_  
 City: \_\_\_\_\_ State: \_\_\_\_\_ Zip: \_\_\_\_\_
- On (*date*): \_\_\_\_\_ Mailed from (*city*): \_\_\_\_\_ State: \_\_\_\_\_

**6 Server's Information**

Name: \_\_\_\_\_ Telephone: \_\_\_\_\_

Address: \_\_\_\_\_

City: \_\_\_\_\_ State: \_\_\_\_\_ Zip: \_\_\_\_\_

*(If you are a registered process server):*

County of registration: \_\_\_\_\_ Registration number: \_\_\_\_\_

I declare under penalty of perjury under the laws of the State of California that the information above is true and correct.

Date: \_\_\_\_\_



Server to sign here

\_\_\_\_\_  
Type or print server's name

**What items do I need to turn in, sell, or store?**

You must turn in, sell, or store all of the following prohibited items that you have or control:

- Firearms, including any handgun, rifle, shotgun, and assault weapon; and
- Firearm parts, meaning receivers, frames, or any item that may be used as or easily turned into a receiver or frame (see Penal Code section 16531). These may also be called "ghost guns."

You also may not have or possess ammunition.

**How do I properly turn in, sell, or store the prohibited items?**

You must take them to:

- Law enforcement, who will accept all prohibited items and may store them or destroy them;

OR

- A licensed gun dealer, who can buy or store firearms. If you have firearm parts, call ahead for more information.

**When do I have to turn in, sell, or store the prohibited items?**

Immediately, if law enforcement asks you for the items.

Otherwise, within 24 hours.

**Who can I turn in, sell, or store the prohibited items with?**

Only law enforcement or a licensed gun dealer. You cannot give your prohibited items to a family member, friend, or anyone else.

**Where can I sell the prohibited items?**

At a licensed gun dealer in your area. You can search the internet for "Gun Dealers" or "Firearms Dealers" to find one. Make sure the dealer is licensed.

**Do I have to pay a fee to store prohibited items?**

You may have to pay a fee. Contact your local law enforcement agency or a licensed gun dealer about fees and whether they have space to store your items.

**How do I turn in the prohibited items to law enforcement?**

Call your local law enforcement agency to ask about their procedures. Unload your firearms and take a copy of the court order with you.

**Do not** bring firearms to court.

**If I turn in the prohibited items to law enforcement, how long will they keep them?**

It depends. There are procedures for getting your firearms back after the restraining order has expired. Ask the law enforcement agency for more information.

**After I turn in the prohibited items to law enforcement, can I change my mind?**

Yes. You are allowed to sell firearms to a licensed gun dealer. To do so, the gun dealer must present a bill of sale to your local law enforcement agency. The law enforcement agency will give the licensed gun dealer the items that you are selling.

**Do I have to prove that I have turned in, sold, or stored the prohibited items?**

Yes. Within 48 hours you must file a receipt with the court showing that you have surrendered the prohibited items to a law enforcement agency or sold them to or stored them with a licensed gun dealer. You may use *Receipt for Firearms and Firearm Parts* (form EA-800) for this purpose.

**Additional Questions?**

Contact an attorney for legal advice. Call your local law enforcement agency, for example, your city police or county sheriff for their procedures.

**Information about prohibited items and how to obey these orders is also available online.**

See <https://selfhelp.courts.ca.gov/respond-to-EA-restraining-order/obey-firearms-orders>.

**For help in your area, contact:**

*[Local information may be inserted.]*

Clerk stamps date here when form is filed.

--

Fill in court name and street address:

**Superior Court of California, County of**  
**STANISLAUS**  
 1100 I STREET  
 P.O. BOX 1098  
 MODESTO, CA 95353

Court fills in case number when form is filed.

**Case Number:**

--

**1 Protected Person**

Name: \_\_\_\_\_

**2 Restrained Person**

a. Your Name: \_\_\_\_\_

Your Lawyer (if you have one for this case):

Name: \_\_\_\_\_ State Bar No.: \_\_\_\_\_

Firm Name: \_\_\_\_\_

b. Your Address (If you have a lawyer, give your lawyer's information. If you do not have a lawyer and you want to keep your home address private, you may give a different mailing address instead. You do not have to give telephone, fax, and email.)

Address: \_\_\_\_\_

City: \_\_\_\_\_ State: \_\_\_\_ Zip: \_\_\_\_\_

Telephone: \_\_\_\_\_ Fax: \_\_\_\_\_

Email Address: \_\_\_\_\_

**3 To the Restrained Person:**

If a judge has ordered you to turn in, sell, or store your firearms (guns) and firearm parts—meaning receivers, frames, or any item that may be used as or easily turned into a receiver or frame (see Penal Code section 16531)—use this form to prove to the judge that you have obeyed their orders. Take this form to a law enforcement officer or a licensed gun dealer to complete item (4) or (5). For more information on how to properly turn in your items, read form CH-800-INFO, *How Do I Turn In, Sell, or Store My Firearms and Firearm Parts?*

**4 To Law Enforcement**

(Complete the section below. Keep a copy and give the original to the person in (2).)

Name of Law Enforcement Agency: \_\_\_\_\_

Name of Law Enforcement Agent: \_\_\_\_\_

Address: \_\_\_\_\_

Telephone: \_\_\_\_\_ Email Address: \_\_\_\_\_

**Items Surrendered**

a. Firearms and firearm parts transferred on:

Date: \_\_\_\_\_ Time: \_\_\_\_\_  a.m.  p.m.

b. List of items (List all the items surrendered by the person in (2). You may attach a separate form from your agency (e.g., a property report), use item (6), or both. Check below if you have attached a separate form):

 Separate form is attached. (If it does not include all surrendered items, list additional items in item (6).)

I declare under penalty of perjury under the laws of the State of California that the information above is true and correct.

► Signature of law enforcement agent: \_\_\_\_\_

5

**To Licensed Gun Dealer**

(Complete the section below. Keep a copy and give the original to the person in (2).)

Name of Licensed Gun Dealer: \_\_\_\_\_

License number: \_\_\_\_\_

Address: \_\_\_\_\_

Telephone: \_\_\_\_\_ Email Address: \_\_\_\_\_

**Items Stored or Sold**

a. Firearms and firearm parts transferred on:

Date: \_\_\_\_\_ Time: \_\_\_\_\_  a.m.  p.m.

b. List of items (List all the items surrendered by the person in (2). You may attach a separate form (e.g., Department of Justice’s Report of Firearms Acquisition) or you may use item (6). Check below if you have attached a separate form):

Separate form is attached. (If it does not include all surrendered items, list additional items in item (6).)

I declare under penalty of perjury under the laws of the State of California that the information above is true and correct.

▶ Signature of licensed gun dealer: \_\_\_\_\_

6

**List of Items Surrendered**

Firearms and firearm parts

	Make	Model	Serial Number if there is one	Sold	Stored	To be destroyed
(1)	_____	_____	_____	<input type="checkbox"/>	<input type="checkbox"/>	<input type="checkbox"/>
(2)	_____	_____	_____	<input type="checkbox"/>	<input type="checkbox"/>	<input type="checkbox"/>
(3)	_____	_____	_____	<input type="checkbox"/>	<input type="checkbox"/>	<input type="checkbox"/>
(4)	_____	_____	_____	<input type="checkbox"/>	<input type="checkbox"/>	<input type="checkbox"/>
(5)	_____	_____	_____	<input type="checkbox"/>	<input type="checkbox"/>	<input type="checkbox"/>
(6)	_____	_____	_____	<input type="checkbox"/>	<input type="checkbox"/>	<input type="checkbox"/>

Check here if there is not enough space above for your answer. Use a separate sheet of paper to list other items. Write “EA-800, item 6” at the top, and attach it to this form.



7 To the Restrained Person:

Besides the items listed on page 2 or in an attached form, do you have or own any other firearms (guns) or firearm parts?

No

Yes (If yes, check one of the boxes below):

I filed a Receipt for Firearms and Firearm Parts (form CH-800) or other proof for those items with the court on (date):

I am filing the proof for those firearms (guns) and firearm parts along with this proof.

I have not yet filed the proof for the other firearms (guns) and firearm parts. (Explain why not):

Blank lines for explaining why not.

Your signature

I declare under penalty of perjury under the laws of the State of California that the information above is true and correct.

Date:

Type or print your name

Sign your name

Your Next Steps

- After the form is complete, make two additional copies. Take the copies and original to the court clerk to file.
Keep a copy for yourself.

Note that failure to file a receipt with the court is a violation of the court's order.